

# CURRENT MEASUREMENT PROBES

## MINIFLEX® SERIES



### HIGH FREQUENCY OSCILLOSCOPE COMPATIBLE MINIFLEX® PROBES

*A compact AC current measurement device composed of a flexible sensor, a BNC connector, and an electronic module designed to measure frequency response up to 1 MHz*



MF 300-10-2-10-HF (10 in probe)



SCAN TO LEARN MORE



MF 3000-14-1-1-HF (14 in probe)

### FEATURES

- Measures from (0.5 to 3000) Arms
- Accuracy  $\pm 1\%$  of Reading  $\pm 0.3$  A
- TRMS measurements when connected to a TRMS instrument
- No core saturation or damage if overloaded
- 9 V battery for up to 150 hours continuous operation
- 1 MHz frequency response
- Low phase shift for power measurements
- Insensitive to DC, measures only AC component on AC + DC signals
- Excellent linearity
- Lightweight
- Sensor is resistant to oils and aliphatic hydrocarbons
- Perfect accessory for any BNC oscilloscope

MODELS	MF 300-10-2-10-HF	MF 3000-14-1-1-HF
<b>ELECTRICAL</b>		
Current Range	(30 / 300) A	3000 A
Measurement Range	(0.5 to 300) A	(0.5 to 3000) A
Accuracy	1 % $\pm$ 300 mA	
Signal Output	100 mV / 10 mV/A	1 mV/A
Frequency Range	5 Hz to 1 MHz @ -3 db	
Influence of Conductor Positioning	1.5 % typical, 3 % max	
Influence of Conductor Positioning in Sensor Against Handle	4 % typical, 6 % max	
External Conductor Influence	(35 to 40) db on contact	
Power Supply	9 V Alkaline battery (6 LF22)	
<b>MECHANICAL</b>		
Sensor Diameter	$\varnothing$ 0.2 in (5 mm)	
Sensor Length	10 in (254 mm)	14 in (355 mm)
Max Conductor Size	2.75 in (70 mm)	3.93 in (100 mm)
Connection Cable Length	6.5 ft (2 m)	15.75 in (400 mm)
Drop Test	Per IEC 60068-2-32	
Vibration	Per IEC 60068-2-6	
Mechanical Shock	Per IEC 6002-27	
Weatherproofing	IP50	
<b>ENVIRONMENTAL</b>		
Operating Temperature Range	(14 to 131) °F (-10 to 55) °C	
Storage Temperature Range	(-40 to 158) °F (-40 to 70) °C	
Altitude	Operating: (0 to 6562) ft (0 to 2000) m, working voltage derating above; Non-operating: (0 to 39,000) ft (0 to 12,000) m	
<b>SAFETY</b>		
Safety Rating	Housing: EN 61010 600 V CAT III, 300 V CAT IV Sensor: EN 61010 1000 V CAT III, 600 V CAT IV	

Consult factory for NIST Calibration prices.

CAT. #	DESCRIPTION
2126.84	MiniFlex® 30/300 A, 10 in, 100 mV/10 mV/A High Frequency (for any BNC Oscilloscope)
2126.86	MiniFlex® 3000 A, 14 in, 1 mV/A High Frequency (for any BNC Oscilloscope)

# CURRENT MEASUREMENT PROBES

## GENERAL PURPOSE PROBES SELECTION CHART

Series	Model	Ratio	Measurement Range		Output Signal		Phase Shift**	Maximum Conductor Size		Output Connection	CAT. #
			AC	DC	Current	Voltage		Ø Cable	Bus Bar		
	MN01	1000:1	(2 to 150) A	–	1 mA/A*	–	N / A	0.39 in (10 mm)	N / A	Leads	2129.17
	MN02	1000:1	50 mA to 100 A 50 mA to 90 A	–	1 mA/A*	–	N / A	0.39 in (10 mm)	N / A	Leads	2129.20
	MN05	–	5 mA to 10 A (1 to 100) A	–	–	1 mV/mA 1 mV/A	N / A	0.39 in (10 mm)	N / A	Leads	2129.19
	MN09	–	(1 to 150) A	–	–	100 mV <sub>DC</sub> / A <sub>AC</sub>	N / A	0.39 in (10 mm)	N / A	Leads	2129.21
	MN134	–	1 mA to 10 A	–	–	100 mV <sub>AC</sub> / A <sub>AC</sub>	< 10°	0.39 in (10 mm)	N / A	Leads	2129.22
	MN185	1000:1	50 mA to 120 A	–	1 mA/A	–	< 3.5°	0.47 in (12 mm)	N / A	Jacks	100.185
	MN255	–	(0.1 to 24) A (0.1 to 240) A	–	–	100 mV/A 10 mV/A	< 2.5°	0.78 in (20 mm)	N / A	Leads	2115.81
	MN261	–	(0.1 to 24) A (0.5 to 240) A	–	–	100 mV/A 10 mV/A	< 6°	0.78 in (20 mm)	N / A	BNC	2115.82
	MN291	–	(0.5 to 240) A	–	–	100 mV <sub>DC</sub> / A <sub>AC</sub>	N / A	0.78 in (20 mm)	N / A	Leads	2115.84
	MN307	–	10 mA to 12 A	–	–	100 mV/A	< 2.5°	0.78 in (20 mm)	N / A	Leads	2116.23
	MN312	1000:1	(0.1 to 200) A	–	1 mA/A*	–	< 2.5°	0.78 in (20 mm)	N / A	Jacks	2116.24
	MN352	–	(0.1 to 150) A	–	–	10 mV/A	< 2.5°	0.78 in (20 mm)	N / A	Jacks	2116.26
	MN353	–	(0.1 to 150) A	–	–	10 mV/A	< 2.5°	0.78 in (20 mm)	N / A	Leads	2116.27
	MN373	–	(0.01 to 2.4) A (0.1 to 200) A	–	–	1000 mV/A 10 mV/A	< 3°	0.78 in (20 mm)	N / A	Leads	2116.28
	MN375	–	(0.1 to 10) A	–	–	100 mV/A	< 1.5°	0.78 in (20 mm)	N / A	Leads	2115.41
	MN379	–	5 mA to 6 A (0.1 to 120) A	–	–	200 mV/A 10 mV/A	< 4°	0.78 in (20 mm)	N / A	Leads	2153.01
	MN379T	–	5 mA to 6 A (0.1 to 120) A	–	–	200 mV/A 10 mV/A	< 4°	0.78 in (20 mm)	N / A	Lead w / BNC	2153.02
	SL206	–	10 mA to 1.5 A 50 mA to 60 A	10 mA to 2 A 50 mA to 80 A	–	1 mV/mA <sub>AC/DC</sub> 10 mV/A <sub>AC/DC</sub>	< 1°	0.46 in (12 mm)	N / A	Leads	1201.45
	MD301	1000:1	(2 to 500) A	–	–	1 mV <sub>DC</sub> / A <sub>AC</sub>	N / A	1.18 in (30 mm) (2 x 500) kcmil	(2.48 x 0.20) in (63 x 5) mm	Leads	1201.07
	MD305	1000:1	(1 to 600) A	–	1 mA/A	–	< 1°	1.18 in (30 mm) (2 x 500) kcmil	(2.48 x 0.20) in (63 x 5) mm	Leads	1201.36

\*Output protection for open secondary.


\*\*Phase shift indicated at maximum rating.

Note: Model MN185 are not CE compliant. MN200 & MN300 series are UL approved except MN379.

Consult factory for NIST Calibration price.

# CURRENT MEASUREMENT PROBES

## GENERAL PURPOSE PROBES SELECTION CHART

SERIES	MODEL	RATIO	MEASUREMENT RANGE		OUTPUT SIGNAL		PHASE SHIFT**	MAXIMUM CONDUCTOR SIZE		OUTPUT CONNECTION	CAT. #
			AC	DC	CURRENT	VOLTAGE		Ø CABLE	BUS BAR		
	MR415	—	(0.5 to 400) A	(0.5 to 600) A	—	1 mV/A	≤ 1.5 °	1.18 in (30 mm)	2 bus bar (1.24 x 0.39) in (31 x 10) mm	5 ft (1.5 m) Lead	1200.80
	MR416	—	(0.5 to 40) A (0.5 to 400) A	(0.5 to 60) A (0.5 to 600) A	—	10 mV/A 1 mV/A	≤ 2.2 ° ≤ 1.5 °	1.53 in (39 mm)	2 bus bar (1.95 x 0.19) in (50 x 5) mm	5 ft (1.5 m) Lead	1200.82
	MR526	—	(0.5 to 100) A (0.5 to 1000) A	(0.5 to 150) A (0.5 to 1400) A	—	10 mV/A 1 mV/A	≤ 2 ° ≤ 1.5 °	1.53 in (39 mm)	2 bus bar (1.95 x 0.19) in (50 x 5) mm	5 ft (1.5 m) Lead	1200.83
	SR601	1000:1	(0.1 to 1200) A	—	1 mA/A*	—	< 0.5 °	2.05 in (52 mm)	(1.95 x 0.19) in (50 x 5) mm	Jacks	2113.43
	SR604	1000:1	(0.1 to 1200) A	—	1 mA/A*	—	< 0.5 °	2.05 in (52 mm)	(1.95 x 0.19) in (50 x 5) mm	Leads	2113.44
	SR651	—	(0.1 to 1200) A	—	—	1 mV/A	< 0.5 °	2.05 in (52 mm)	(1.95 x 0.19) in (50 x 5) mm	Jacks	2113.45
	SR701	1000:1	1 mA to 1000 A	—	1 mA/A*	—	< 0.7 °	2.05 in (52 mm)	(1.95 x 0.19) in (50 x 5) mm	Jacks	2116.29
	SR704	1000:1	1 mA to 1000 A	—	1 mA/A*	—	< 0.7 °	2.05 in (52 mm)	(1.95 x 0.19) in (50 x 5) mm	Leads	2116.30
	SR752	—	(0.1 to 1000) A	—	—	1 mV/A	< 0.7 °	2.05 in (52 mm)	(1.95 x 0.19) in (50 x 5) mm	Leads	2116.32
	SR759	—	1 mA to 1 A 10 mA to 10 A (0.1 to 100) A (1 to 1000) A	—	—	1000 mV/A 100 mV/A 10 mV/A 1 mV/A	< 1 °	2.05 in (52 mm)	(1.95 x 0.19) in (50 x 5) mm	Leads	2116.33
	K100	—	0.1 mA to 3 A	0.05 mA to ± 4.5 A	—	1 mV/mA	N / A	0.18 in (4.5 mm)	N / A	Plugs	1200.67
	K110	—	(0.1 to 300) mA	(0.05 to ± 450) mA	—	10 mV/mA	N / A	0.18 in (4.5 mm)	N / A	Plugs	2111.73
	LM102	1000:1	50 mA to 200 A	—	1 mA/A*	—	< 3 °	0.63 in (16 mm)	N / A	Leads	2153.04
	LM103	—	(0.1 to 200) A	—	—	1 mV/A	< 3 °	0.63 in (16 mm)	N / A	Leads	2153.05

\*Output Protection for open secondary.

\*\*Phase shift indicated at maximum rating.

Note: All SR probes listed on this chart are UL approved, however not all SR series probes are UL approved; please consult factory.

Consult factory for NIST Calibration price.

## OUTPUT TERMINATIONS

### Lead with BNC

Insulated 6.5 ft (2 m) coaxial cable with insulated BNC connector rated 600 Vrms



### Jacks

Two standard safety banana jacks (4 mm)



### Leads

Double/reinforced 5 ft (1.5 m) leads with 4 mm safety banana plug







### Shrouded Banana Plugs

Two 4 mm safety banana plugs; standard ¾ in (19 mm) spacing










# CURRENT MEASUREMENT PROBES

## AMPFLEX® AND MINIFLEX® PROBES - SELECTION CHARTS

SERIES	MODEL	RATIO	MEASUREMENT RANGE	OUTPUT SIGNAL	MAXIMUM CONDUCTOR SIZE	CAT. #
	MF 300-10-2-10-HF	–	(30 / 300) A	100 mV/A, 10 mV/A	2.95 in (75 mm)	2126.84
	MF 3000-14-1-1-HF	–	3000 A	1 mV/A	3.93 in (100 mm)	2126.86
	MA114	–	(3 / 30 / 300 / 3000) A	1 mV/mA, 100 mV/A 10 mV/A, 1 mV/A	4 in (101 mm)	2153.41
	300-24-2-10	–	(30 / 300) A	100 mV/A, 10 mV/A	7.48 in (190 mm)	2112.88
	1000-24-1-1	–	1000 A	1 mV/A	7.48 in (190 mm)	2112.39
	1000-24-2-1	–	(100 / 1000) A	10 mV/A, 1 mV/A	7.48 in (190 mm)	2112.98
	1000-36-2-1	–	(100 / 1000) A	10 mV/A, 1 mV/A	11 in (280 mm)	2113.00
	3000-24-1-1	–	3000 A	1 mV/A	7.48 in (190 mm)	2112.46
	3000-36-1-1	–	3000 A	1 mV/A	11 in (280 mm)	2112.48
	3000-24-2-1	–	(300 / 3000) A	10 mV/A, 1 mV/A	7.48 in (190 mm)	2113.05
	3000-48-2-1	–	(300 / 3000) A	10 mV/A, 1 mV/A	15 in (381 mm)	2112.01
	6000-36-2-0.1	–	(600 / 6000) A	1 mV/A, 0.1 mV/A	11 in (280 mm)	2113.21
30000-24-2-0.1	–	(3000 / 30,000) A	1 mV/A, 0.1 mV/A	7.48 in (190 mm)	2113.33	
	24-3001	–	300 A / 3000 A <sub>AC</sub>	10 mV/A, 1 mV/A	7.48 in (190 mm)	2120.81

Consult factory for NIST Calibration price.

## OSCILLOSCOPE & BNC TERMINATED PROBES

MODEL	MEASUREMENT RANGE		OUTPUT SIGNAL VOLTAGE	PHASE SHIFT*	MAXIMUM CONDUCTOR SIZE		OUTPUT CONNECTION
	AC	DC			Ø CABLE	BUS BAR	
 SL261	100 mA to 10 A (1 to 100) A		100 mV/A 10 mV/A	< 1.5 °	0.46 in (12 mm)	N / A	6.5 ft (2 m) Lead w / BNC
 MN261	(0.1 to 24) A (0.5 to 240) A	–	100 mV/A 10 mV/A	< 2.5 °	0.78 in (20 mm)	N / A	6.5 ft (2 m) Lead w / BNC
 SR661	(0.1 to 12) A (0.1 to 120) A (1 to 1200) A	–	100 mV/A 10 mV/A 1 mV/A	< 1 °	2.05 in (52 mm)	(1.96 x 0.19) in (50 x 5) mm	6.5 ft (2 m) Lead w / BNC
 MN251T MN379T	(0.5 to 240) A	–	1 mV/A	≤ 2.5 °	0.78 in (20 mm)	(0.78 x 0.19) in (20 x 5) mm	10 ft (3 m) Lead w / BNC
	(0.005 to 6) A (0.1 to 120) A	–	200 mV/A 10 mV/A	≤ 4 ° ≤ 2.2 °	0.78 in (20 mm)	(0.78 x 0.19) in (20 x 5) mm	10 ft (3 m) Lead w / BNC
 MH60	(0.5 to 100) A	(0.5 to 100) A	10 mV/A	< 1 °	1.02 in (26 mm)	N / A	6.6 ft (2 m) Lead w / BNC
 MR417	(0.5 to 40) A (0.5 to 400) A	(0.5 to 60) A (0.5 to 600) A	10 mV/A 1 mV/A	≤ 2.2 ° ≤ 1.5 °	1.18 in (30 mm)	2 bus bar (1.24 x 0.39) in (32 x 10) mm	6.6 ft (2 m) Lead w / BNC
 MR527	(0.5 to 100) A (0.5 to 1000) A	(0.5 to 150) A (0.5 to 1400) A	10 mV/A 1 mV/A	≤ 2.2 ° ≤ 1.5 °	1.53 in (39 mm)	2 bus bar (1.96 x 0.19) in (50 x 5) mm	6.6 ft (2 m) Lead w / BNC

\*Phase shift indicated at maximum rating. Note: All probes are rated 600 V CAT III and CE compliant. Not all models are UL approved; please consult factory. Consult factory for NIST Calibration price.