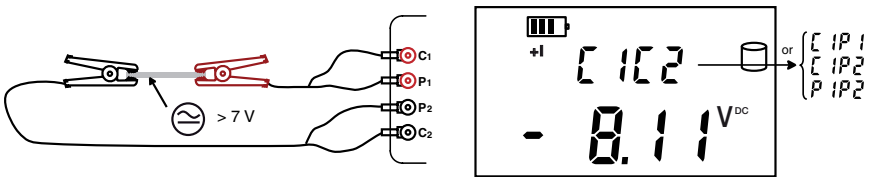


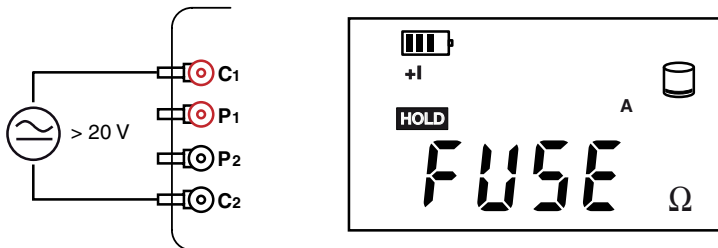
ERROR MESSAGES

6.1.1 Voltage Present

An error message will appear when an external voltage is present on the device being measured. (e.g. C1C2 or C1P1). Before a measurement is possible the voltage must be removed from the test object.

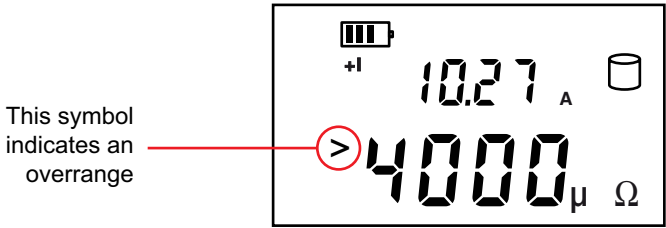


A voltage greater than 20V applied across the C1-C2 terminal will cause the Fuse on the front panel to blow. (See §7.4 for fuse replacement)



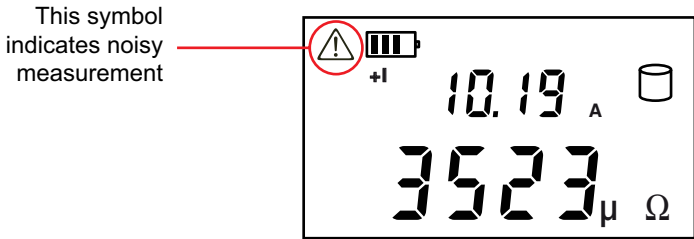
6.1.2 Overrange

The > symbol indicates an overrange condition. Switch to a higher measurement range and restart the measurement until the > symbol no longer appears.



6.1.3 Noisy Measurement

The ⚠ symbol indicates noise in the measurement. The measurement accuracy is not guaranteed.



6.1.4 Overheating

Internal overheating can occur if a measurement in the 10A range last for several minutes. No measurement is possible until the temperature symbol and *too Hot* indication are no longer visible.

