

Operator Name: _____

Date: _____

Site: _____

City: _____

State: _____

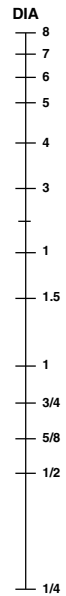
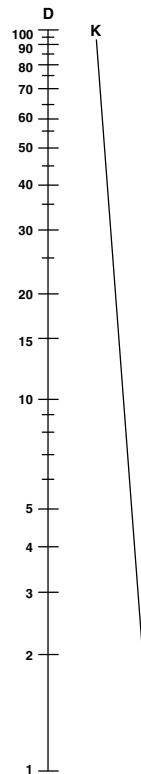
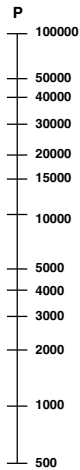
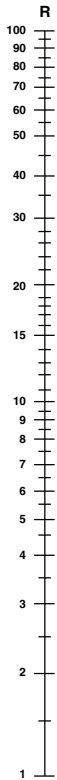
Grounding Nomograph

Ground Rod
Resistance – Ohms

Soil Resistivity
(Ohm-centimeters)

Rod Length
Feet

Rod Diameter
Inches



1. Select required resistance on R scale
2. Select apparent resistivity on P scale
3. Lay straightedge on R and P scale, and allow to intersect with K scale
4. Mark K scale point
5. Lay straightedge on K scale point and DIA scale, and allow to intersect with D scale
6. Point on D scale will be the rod depth required for resistance on R scale